



Dome Lights

HPD Series

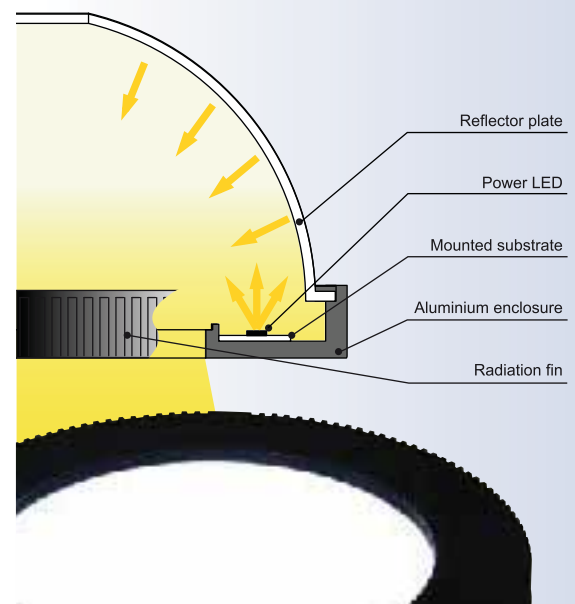
"Brighter" "More uniform" "Easy to use" High-Power Dome Lights
Enhanced light intensity and larger uniform area allows for use in more diversified applications.



Achievement of high-luminosity uniform diffusion light

The use of power LEDs greatly enhances the light intensity compared with conventional dome lights. The unique illumination structure allows for a larger uniform area.

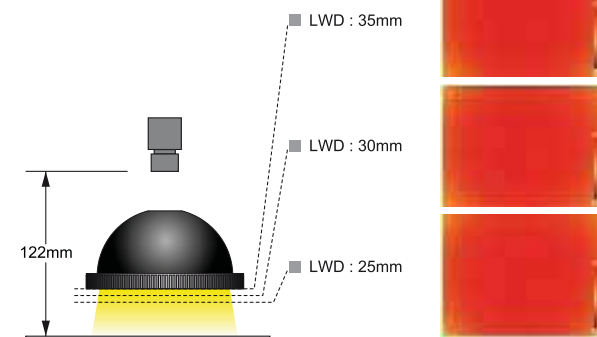
Cross section structure of HPD Series



Achievement of larger uniform areas

Enhanced light intensity and larger uniform area broaden the use of the lights to more diverse environments and applications.

Uniformity data of HPD-150SW



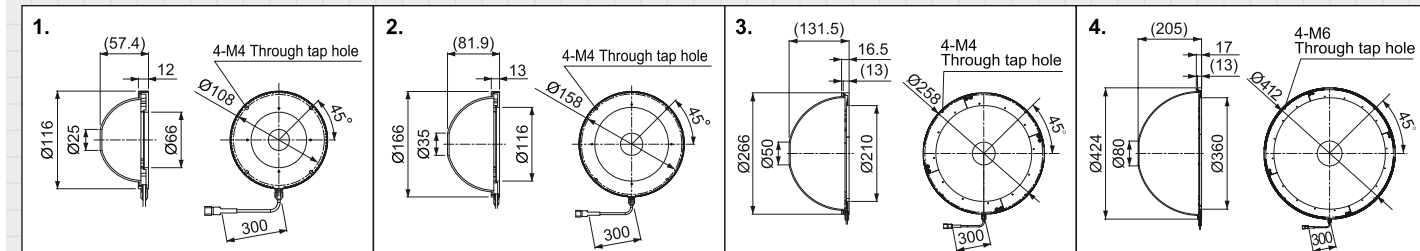
* This shows the relative brightness distribution when the brightest area is set at 100. The data given here is intended for reference purposes only and is not intended to assure the quality of the product.

Measuring conditions	Camera	1/2CCD
	Lens	f12mm
	Macro ring	0mm
	WD	122mm
	Field (Y direction)	50mm
	Lighting	HPD-150SW
	LWD	25,30,35mm

Product Lineup Table

Series	Model Name	Color	Power Consumption	Options	Dimension
HPD	HPD-100RD	●	24V/9.0W	—	1
	HPD-100SW/BL	○/●	24V/14W	—	
	HPD-150RD	●	24V/16W	—	2
	HPD-150SW/BL	○/●	24V/20W	—	
	HPD-250RD	●	24V/25W	—	3
	HPD-250SW/BL	○/●	24V/37W	—	
	HPD-400RD	●	24V/25W	—	4
	HPD-400SW/BL	○/●	24V/41W	—	

Dimensions (Unit: mm)



* HPD Series cannot be used in combination with our strobe light (PTU2 Series, etc.).
(Lighting ON/OFF control by an ambient light source is possible.)
The peak wavelength of red light is 625nm. Use R60 (optional) for use with a sharp-cut filter (See pg. 67).



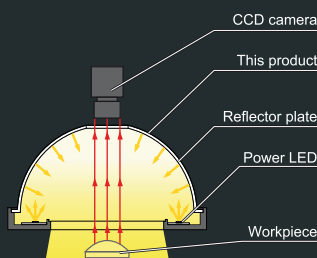
Contact :
hvssystem@hvssystem.com

Tél : 0326824929
Fax : 0326851908

Siège social :
2 rue René Laennec
51500 Taissy
France
www.hvssystem.com

Illumination structure of HPD-150

The use of power LEDs significantly enhances the light intensity compared with conventional lights. The unique illumination structure achieves a larger uniform area.



Example of surface-emitting dome light images

Image of appearance of cell phone

Macroscopic image




Unevenness occurs in the illumination area with the 100W halogen ring lamp.

Light used: 100W halogen ring lamp



The surface of a workpiece is imaged evenly and brightly with the high-power dome light.

Light used: HPD-100RD



Example of surface-emitting dome light images

Images of appearances of substrates

Light intensity is not adequate at a shutter speed of 1/2000 with the fluor ring lamp.

Light used: Fluor ring lamp



The entire shape of a workpiece is imaged evenly and brightly with the high-power dome light.

Light used: HPD-150SW



Images of food product appearances and dates

The surface of a workpiece cannot be irradiated uniformly with the LED ring light

Light used: LED ring light



The surface of a workpiece is imaged evenly and brightly with the high-power dome light.

Light used: HPD-150SW

